


# SA-32SE1/40SE1/46SE1

## SERVICE MANUAL

Ver. 1.1 2011.06

*US Model*  
*Canadian Model*  
*Russian Model*  
*E Model*  
 SA-32SE1/40SE1  
*AEP Model*  
 SA-32SE1/40SE1/46SE1  
*UK Model*  
 SA-40SE1/46SE1  
*E Model*  
*Chinese Model*  
 SA-32SE1  
*Thai Model*  
 SA-40SE1



### SPECIFICATIONS

#### Amplifier section

##### AUDIO POWER SPECIFICATIONS

##### POWER OUTPUT AND TOTAL

##### HARMONIC DISTORTION:

(FTC)

(US model only)

L + R With 8 ohm loads, both channels driven, from 300 – 20,000 Hz; rated 14 watts per channel minimum RMS power, with no more than 1% total harmonic distortion from 250 milliwatts to rated output.

##### POWER OUTPUT (reference)

L / R 20 W (per channel at 8 ohms, 1 kHz)

##### (Chinese model only)

##### POWER OUTPUT (rated)

(Measured under MOVIE sound field)

L + R 9.5 W + 9.5 W (at 8 ohms, 1 kHz, 1% THD)

##### (Other models)

##### POWER OUTPUT (rated)

L + R 16 W + 16 W (at 8 ohms, 1 kHz, 1% THD)

##### POWER OUTPUT (reference)

L / R 20 W (per channel at 8 ohms, 1 kHz, 10% THD)

#### Speaker section

Front speaker unit

Speaker system

Full range, passive radiator type

Speaker unit

For SA-32SE1

65 mm (2 5/8 in)

(Cone type)

70 mm × 100 mm

(2 7/8 in × 4 in)

(Passive radiator)

For SA-40SE1/SA-46SE1

65 mm (2 5/8 in)

(Cone type)

65 mm (2 5/8 in) × 2

(Passive radiator)

Rated impedance

8 ohms

#### General

Inputs AUDIO IN jack (1)

Power requirements

DC 18 V (2.6 A)

(100 V - 240 V AC,

50/60 Hz using the

supplied AC adaptor)

Power consumption

In standby mode: 0.5 W or less

#### Main unit

Dimensions (w/h/d) (Approx.)

For SA-32SE1

754.2 mm × 80 mm ×

76.7 mm (29 3/4 in ×

3 1/4 in × 3 1/8 in)

For SA-40SE1

942.4 mm × 80 mm ×

67.7 mm (37 1/8 in ×

3 1/4 in × 2 3/4 in)

For SA-46SE1

1,077.6 mm × 80 mm ×

67.7 mm (42 1/2 in ×

3 1/4 in × 2 3/4 in)

Mass (Approx.)

For SA-32SE1

1.9 kg (4 lb 4 oz)

For SA-40SE1

2.2 kg (4 lb 14 oz)

For SA-46SE1

2.5 kg (5 lb 9 oz)

#### AC adaptor

Input 100 V - 240 V AC,

50/60 Hz

Output DC 18 V, 2.6 A

Dimensions (w/h/d) (Approx.)

E12 model 124 mm × 32 mm ×

60 mm

(5 in × 1 5/16 in ×

2 3/8 in)

Other models 121 mm × 33 mm ×

53 mm

(4 7/8 in × 1 5/16 in ×

2 1/8 in)

Mass (Approx.)

E12 model 294 g (10.4 oz)

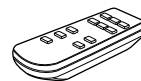
Other models 240 g (8.5 oz)

Design and specifications are subject to

change without notice.

#### Supplied accessories

- Operating Instructions
- Compatible list (Except for Chinese model) (1)
- Remote control (RM-ANU102) (1)



- R03 batteries (size AAA) (2)



- Audio cord (1)



- Plug adaptor (1)



- AC adaptor (1)
- AC power cord (mains lead) (1)
- Foot pads (4)

TV SOUND BAR SYSTEM

9-890-561-02

2011F08-1

© 2011.06

Sony Corporation

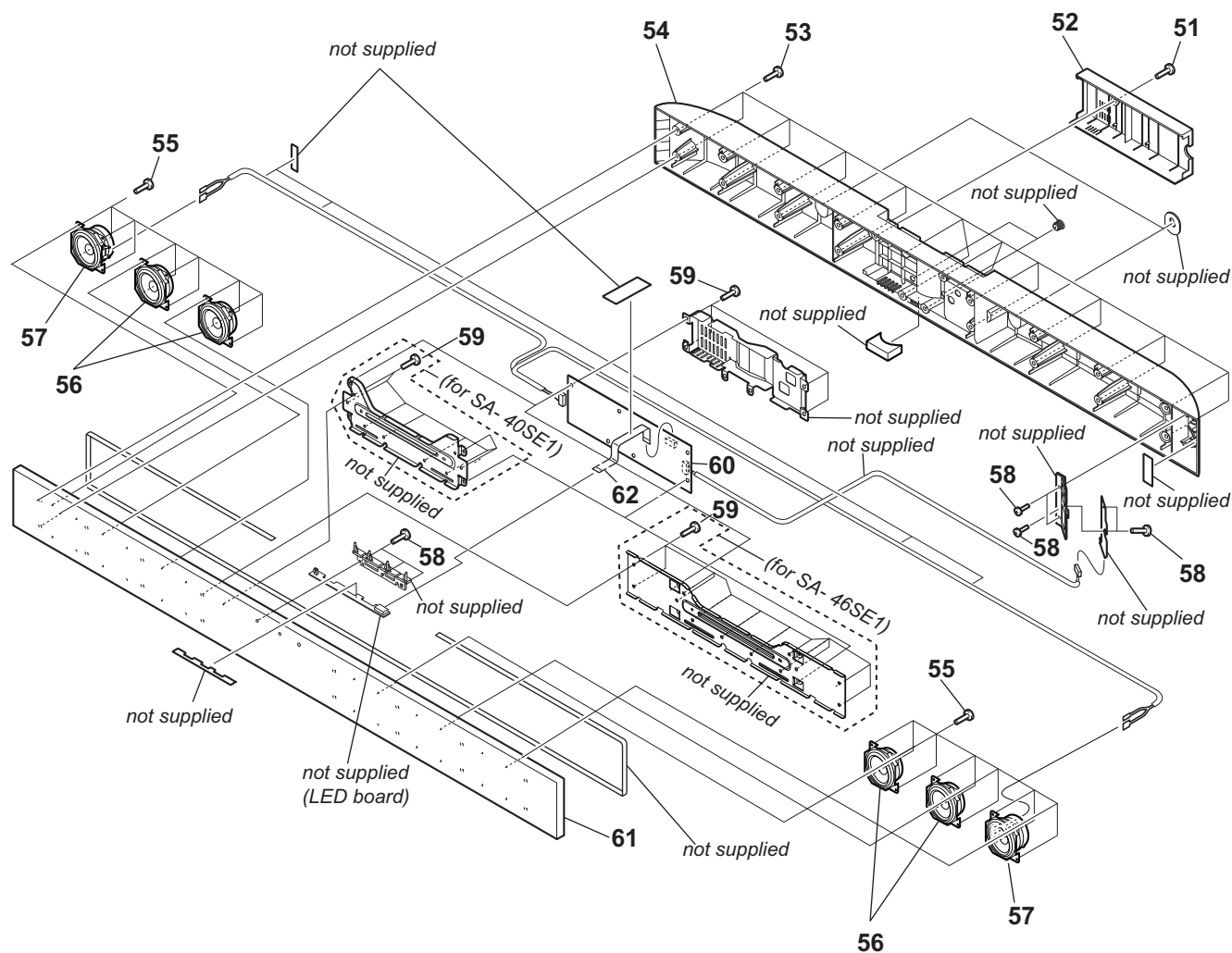
Published by Sony EMCS (Malaysia) PG Tec

SONY®



**SA-32SE1/40SE1/46SE1**

Ver. 1.1

**5-2. SA-40SE1/46SE1**

**Note:** If wire (flat type) is replaced, install it after bending it in the same form as that before replacement.